



POLISTRIP

PRODUCT DESCRIPTION

POLISTRIP is a group of auxiliary products of the PRE-PRESS range indicated for the photoemulsions removal from the print matrices. The recovery operation can only be done if the screens have not been catalyzed or protected with reinforcing varnish.


GENERAL FEATURES

The **POLISTRIP** products can be used on technical fabrics of Polyester (PE), Nylon (PA), metal fabrics and perforated cylinders. The series is available in different versions to meet various working conditions.

PREVENTIVE PREPARATION



POLISTRIP POLVERE (M161810): powder must be dissolved in demineralized water in concentrations ranging between 3% and 5%



POLISTRIP ACE (M161831): concentrated stripper to be diluted with water up to 1:50 ratios, peculiar for the recovery of the matrices used with screen printing inks and solvent-based UV. This type grant a good quality/price ratio.

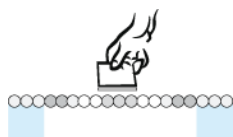
POLISTRIP LIQUIDO CONCENTRATO (M161830): should be diluted with demineralized water in 1:25 parts. Lower proportion should be avoided because it would harden the photo-emulsion.

For the dilution, it is important the use of demineralized water since any impurities could alter the effectiveness of the product. In case of recovery of frames that have undergone several washings at the end of print (short runs but repeated designs colorways) is recommended to use "freshly-made solutions."

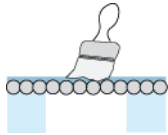
POLISTRIP PASTA (M161820): is a paste ready to use. It is particularly suitable for the partial removal of the photo-emulsion (eg. Changes of the design, engraving mistakes). Mix the product before use.

POLISTRIP SOLUZIONE (M161800): chlorine-free product for the recovery of non-catalyzed and non-varnished screens, suitable for both polyester and nylon meshes. POLISTRIP SOLUZIONE is a ready-to-use product. It is recommended to shake the package before use.

APPLICATION PROCESS



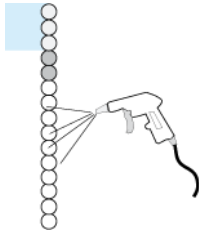
For **POLVERE, LIQUIDO CONCENTRATO, ACE**: after dilution with demineralized water apply the product on both sides of the frame using a sponge.



For **POLISTRIP PASTA** and **POLISTRIP SOLUZIONE** apply the product on the area of the stencil that you want to remove through the use of a spatula or a brush. In all conditions, the stencil must be previously cleaned from traces of ink used in the printing phase.

Applied the product, leave for about five minutes.

Never allow **POLISTRIP** to dry on the stencil before removing the emulsion because this situation would lead to have the opposite effect or difficulty with the recovery.



Wash with a high pressure gun until the total removal of the image, then rinse both sides of the fabric with water jet.

The screens processed with **POLISTRIP** products will have to be subsequently degreased with specific detergents (**CLEANSER**), before being reused.

PACKAGING

- **POLISTRIP POLVERE** - 100GR: M161810K000100
- **POLISTRIP LIQUIDO CONCENTRATO** - 1KG: M161830K001000 | 5KG: M161830K005000
- **POLISTRIP ACE** - 1KG: M161831K001000 | 5KG: M161831K005000
- **POLISTRIP PASTA** - 1KG: M161820K001000 | 5KG: M161820K005000
- **POLISTRIP SOLUZIONE** – 1KG: M161800K001000 | 5KG: M161800K005000

SPECIAL RECOMMENDATIONS

- Always test the characteristics of the product before application.
- Safety Data Sheet available on request.

IMPORTANT NOTE

The information in this sheet are not intended to be exhaustive and is based on our current knowledge and on current laws: anyone who uses the product for purposes other than those specifically recommended in the data sheet without first obtaining written permission, does it at his/her own risk.

Although we strive to ensure that all advices we give about the product are correct, we have no control over either the quality and the condition of the substrate or the many factors affecting the use and application of the product.

Consequently, in the absence of a specific written agreement, we accept no liability for product performance or for any loss or damage caused by it. The information contained in this form are subject to periodic changes in the light of experience and our policy of continuous development. It is user's responsibility to check that this sheet is current prior to using the product.