



---

# GHOST CLEANER

---

## PRODUCT DESCRIPTION

**GHOST CLEANER** is a series of auxiliary products of the REPRO SCREEN range indicated for the active removal of "ghost images" and halos that the inks and emulsions can leave on the fabric even after the recovery operation.

## GENERAL FEATURES

### **CLEANER STRIP PASTA (A31442045)**

- Ready to use; thick and creamy appearance
- Mix the product before use.
- Suitable on fabric in Polyester (PE) and in Nylon (PA).
- Effective in the removal of "ghost images" and halos originated by the action of "dyeing" the ink on screen printing frames.
- Its slightly abrasive composition facilitates the removal of any dried residues meanwhile supports the cleaning of the fabric itself.

### **SPARK BOON (M161833)**

- Viscous liquid ready to use
- Suitable on fabric in Polyester (PE) and in Nylon (PA).
- Effective in the removal of "ghost images" which remain on the frames after recovery left by diazo sensitizers or by printing inks shades.
- Its formulation reduces erosive effect of the fabric whereas the low content of Sodium Hydroxide (NaOH) proposes SPARK BOON as a viable alternative to other more corrosive products, without decreasing the efficiency.

### **SOLVENT STRIP (A31890945)**

- Solvent ready to use, proper to facilitate the removal of photoemulsions before the treatment with POLISTRIP.
- It can also be used mixed with CLEANER STRIP PASTA (ratio 1:2) to increase the cleaning action of the "ghost images", or in sequence with SPARK BOON to increase the stain removal effect.
- Suitable on fabric in Polyester (PE) and in Nylon (PA).
- Fully emulsifiable with water

### **SOLVENT 610 (M152610)**

- Solvent suggested for the removal of any traces of photoemulsions after the recovery of the screen printing frames (following treatment with the products of POLISTRIP series)
- Suitable on fabric in Polyester (PE) and in Nylon (PA).
- Ready to use
- Compatible with water

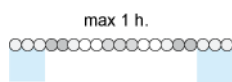


## APPLICATION PROCESS

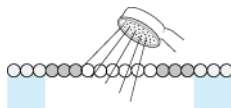
### CLEANER STRIP PASTA



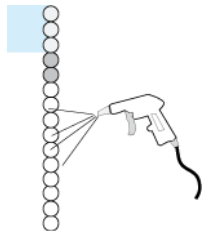
Apply the product on the areas of the frame to be processed, through the use of a sponge.



Let it stay for about 15-20 minutes. The time for action is related to the fabric conditions (significant halos - increased uptime). The space should never be more than 60 minutes. The combined action of **CLEANER STRIP PASTA** mixed with **SOLVENT STRIP** is even more effective than the use of each individual product.



Wash the two sides of the screen with a waterjet.

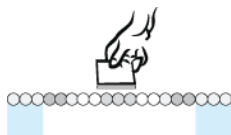


Accomplish a consecutive washing with water using a high-pressure pump.

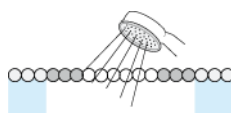
The screen frames processed with **CLEANER STRIP PASTA** must be subsequently degreased with specific detergents (**CLEANSER**) before further reuse.

### SPARK BOON

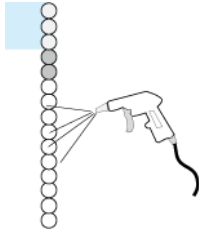
1) For the removal of traces of diazo sensitizer



Apply the product on the screen with a brush and leave it in action for 10 minutes.

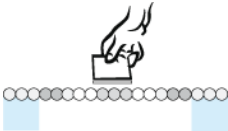


Wash the two sides of the screen with a waterjet.



Accomplish a consecutive washing with water using a high-pressure pump.

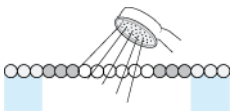
2) In the treatment of "ghost images" left by the ink



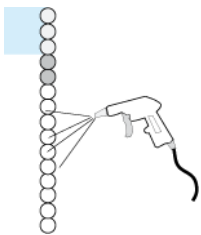
Apply the product on the screen with a brush and leave it in action for at least 1 hour. (the frames may also be left up to 12 hours)



Perform a treatment for a few minutes with **SOLVENT STRIP** applying it on both sides



Wash the two sides of the screen with a waterjet.



Accomplish a consecutive washing with water using a high-pressure pump.

The screen frames processed with **SPARK BOON** must be subsequently degreased with specific detergents (**CLEANSER**) before further use.

Do not mix directly **SOLVENT STRIP** with **SPARK BOON** to avoid possible exothermic reactions (heat production) with formation of harmful gas.

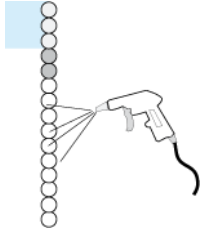
### SOLVENT STRIP

To recover photoemulsions



Apply the product on both sides of the frame through the use of a sponge. The screen must be previously cleaned from traces of ink used in the printing phase. Rub the surface to facilitate penetration of the product into the photoemulsion film.

Let it soak for five minutes.



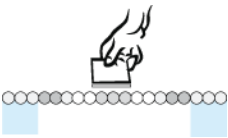
Accomplish a consecutive washing with water using a high-pressure pump. to remove any traces of product from the surface of the frame.



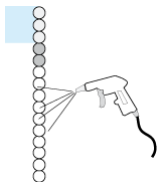
Proceed to apply **POLISTRIP**.

**SOLVENT STRIP** affect the photoemulsions, so do not use it for cleaning the frames.

### **SOLVENT 610**



After the recovery operation with **POLISTRIP** and detected the presence of traces of emulsion residues (mainly at the crossing areas of the mesh of the fabric) apply **SOLVENT 610** through the use of a brush. Rub the surface to facilitate the penetration of the product. Leave for 5-10 minutes



Accomplish a consecutive washing with water using a high-pressure pump.

The screen frames processed with **SOLVENT 610** must subsequently be degreased with specific detergents (**CLEANSER**) before further reuse.

### **PACKAGING**

- **CLEANER STRIP PASTA** - 1KG: A31442045K001000 | 5KG: A31442045K005000
- **SPARK BOON** - 1KG: M161833K001000 | 5KG: M161833K005000
- **SOLVENT STRIP** - 1L: A31890945L001000 | 5L: A31890945L005000
- **SOLVENT 610** - 1L: M152610L001000 | 5L: M152610L005000

### **SPECIAL RECOMMENDATIONS**

- Always test the characteristics of the product before application.
- Safety Data Sheet available on request.



## IMPORTANT NOTE

The information in this sheet are not intended to be exhaustive and is based on our current knowledge and on current laws: anyone who uses the product for purposes other than those specifically recommended in the data sheet without first obtaining written permission, does it at his/her own risk.

Although we strive to ensure that all advices we give about the product are correct, we have no control over either the quality and the condition of the substrate or the many factors affecting the use and application of the product.

Consequently, in the absence of a specific written agreement, we accept no liability for product performance or for any loss or damage caused by it. The information contained in this form are subject to periodic changes in the light of experience and our policy of continuous development. It is user's responsibility to check that this sheet is current prior to using the product.